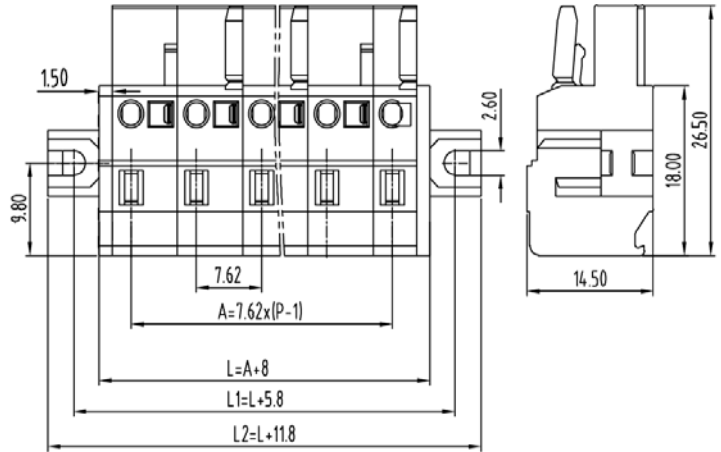


Multi Connection System — TLC series (Female Connector)— TLCPM-500



图示(Pic. shown) : TLCPM-500-04P-M19

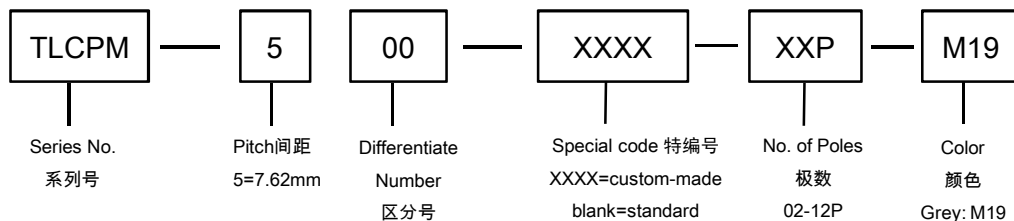
General. Multi Connection System Rated : 630V,20A , 2.5mm²
Single row , 7.62mm pitch , 02-12 Pole
Wiring orientation: 180°(wire to plug-in)
Spring clamp unit.

认证 (Approval) :



| 技术参数 Technical Data | UL standard | | | IEC standard | | |
|----------------------------------------------------------|------------------------------|----------------------|------|--------------------------------|----------------------------------------------------------|--------|
| | UL应用组别(UL Application group) | UL Application group | | | IEC过电压别/污染等级(IEC overvoltage category /pollution degree) | |
| IEC过电压别/污染等级(IEC overvoltage category /pollution degree) | B | C | D | III / 3 | III / 2 | II / 2 |
| 额定电压(Rated voltage) | 300V | -- | 300V | -- | 630V | -- |
| 额定电流(Rated current) | 16A | -- | 10A | -- | 20A | -- |
| 额定连接容量(Rated connection capacity) | 28-12AWG Sol&Str | | | 0.2~2.5mm ² Sol&Str | | |
| 绝缘材料(Insulation Material) | PA66 UL94 V-0 | | | | | |
| 电流承载部件材料和镀层(Material & Plating of Current carrier) | Copper alloy , Tin plated | | | | | |
| 接线弹片材料(Material of Clamp spring) | Stainless steel (GrNi) | | | | | |
| 绝缘电阻(Insulation Resistance) | 500MΩ or more at DC500V | | | | | |
| 耐电压(1分钟)(Withstanding Voltage/1Min) | 4200V/1Min | | | | | |
| 额定冲击电压(Rated surge voltage) | 6.0KV | | | | | |
| 接线螺丝(Wire clamp unit Screw) , 最大扭矩(torque Max.) | -- | | | | | |
| 固定螺丝(Mounting Screw) , 扭矩(torque) | -- | | | | | |
| 剥线长度(Wire stripping length) | 9.0mm | | | | | |
| 使用温度(Operating temperature) | -40°C up to +115°C | | | | | |
| 焊接方式(Soldering recommend) | -- | | | | | |

订购方式(How to order)



Web:www.china-tianli.com TEL:+86-574-6347-9600,6389-6436 Mail : sale@china-tianli.cn
地址:中国浙江省宁波杭州湾新区庵东工业园区纬三路138号
ADD : 138 , Weisan Rd.,Andong Development Zone, Hangzhou Bay Area, Ningbo, Zhejiang, China

接线操作杆 Operating lever




P/N:
TLC-A01

针座 (Pin header)




P/N : TLCH-500V
Orientation :
90° (plug-in to board)
Rated:630V,20A



P/N : TLCHM-500V
Orientation :
90° (plug-in to board)
Rated:630V,20A
With mounting flanges



P/N : TLCH-500R
Orientation :
180° (plug-in to board)
Rated:630V,20A



P/N : TLCHM-500R
Orientation :
180° (plug-in to board)
Rated:630V,20A
With mounting flanges